DaCapoMusic
music editions

Henk Mennens

LIKE ROCK RHYTHMS

For Drumset

dmp
DutchMusicPartners

Postbus 3014
NL-6093 ZG Heythuysen
Netherlands

✆ +31 (0)475 491989
Fax: +31 (0)475 440936

www.dmpnet.nl

© Worldcopyright by **DA CAPO MUSIC**
Houten – The Netherlands
All rights reserved

Like Rock Rhythms

Einleitung

Infolge der schnellen Entwicklung, die sich in den lezten Jahren im Fach Schlagzeug vollzogen hat, sind gute Ausbildungdmethoden unentbehrlich geworden.
Musikschulen, Musikhochschulen und andere Institute, können mit Hilfe von gut ausgearbeiteten Ausbildungsplänen, Workshops und Weiterbildungskursen die Nachfrage nach Schlagzeugausbildungen befriedigen.
Jedoch sind Ausbildungsmittel und Methodieken unzureichend.

Seit meinem 6. Lebensjahr fühlte ich eine Affinität zu der Schlagzeugmusik. Meine musikalische Laufbahn hat in einer Schlagzeugband und in der HAFAWelt begonnen, schließlich habe ich mich aber der klassichen Musik zugewandt.
Später galt mein Interesse auch der Pop – und Jazzmusik.

In all diesen Jahren habe ich keine Methode gefunden, die, in ein Ausbildungsprogramm für Schlagzeuger umgesetzt, einen fließenden Übergang zwischen Anfängern und Fortgeschrittenen schafft.
Während meines Studiums an den Musikhochschulen Tilburg und Maastricht und auch danach, unterrichtete ich an verschiedenen Musikschulen in den Niederlanden und Deutschland.
Die übliche Unterrichtsmethodik stützte sich auf eine Anzahl Bücher, woraus nur einzelne Elemente brauchbar waren. Aus dieser Erfahrung heraus resultierte mein Vorhaben, selbst eine Methodiek zu entwickeln. So entstanden "Like Rock Rhythms", " Like Funk Rhythms", "Solo's for the Snaredrum" und "Duets for the Snaredrum".

Später faßte ich den Entschluß, eine *"Full-Band"-Methodik* zu schreiben, die sowohl in einer Gruppe als auch individuell angewendet werden kann: **"Percussion All In"**.

In **"Percussion All In"** für Schlagzeug werden Aspekte wie Theorie, Spieltechnik, Etüden und Darbietung eingehend behandelt. Besprochen werden auch verschiedene Stilrichtungen.
"Like Rock Rhythms" und "Like Funk Rhythms", können als ergänzendes Unterrichts-
material benutzt werden. "Solo's for the Snaredrum" und "I n
eine Ergänzung zu **"Percussion All In"** for snaredrum dar.

Ich wünsche jedem viel Spaß beim Musizieren und hoffe, d zu
der weiteren Entwickelung des Faches Schlagzeug einen Be

Henk Mennens

CHAPTER 1
KAPITEL 1
HOOFDSTUK 1

NOTATION



ZEICHENERKLÄRUNG



NOTATIE



technical exercises
technische Übungen
technische oefeningen



Exercises for the co-ordination
Koordinationsübungen
Coordinatieoefeningen.

[A]



[B]

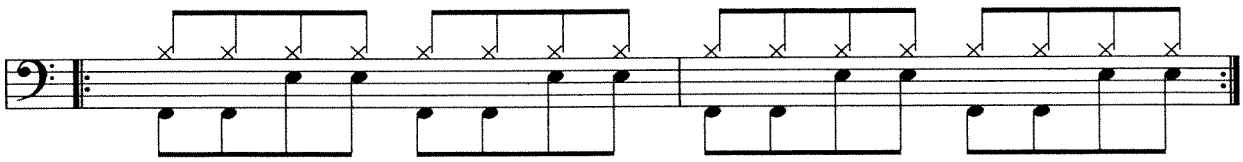

[C]

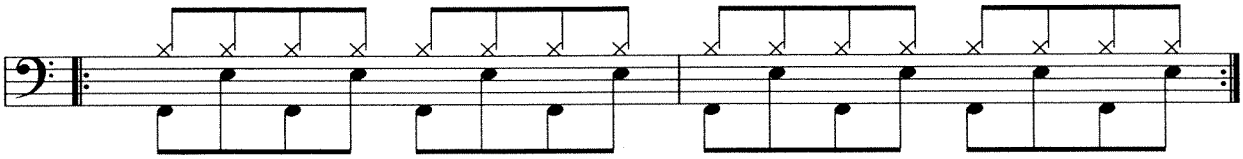

[D]

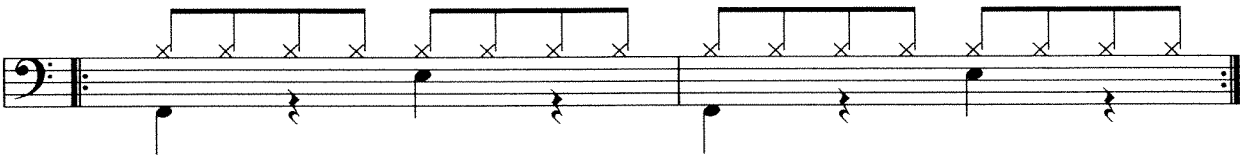

[E]



[F]

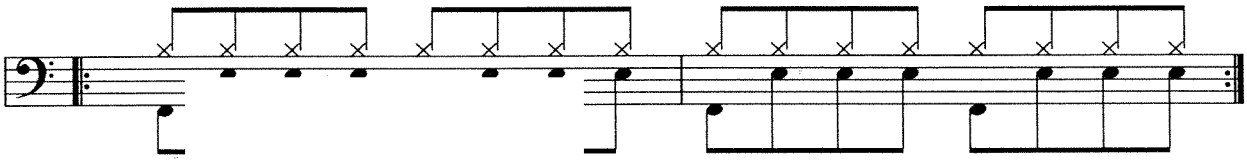

[G]

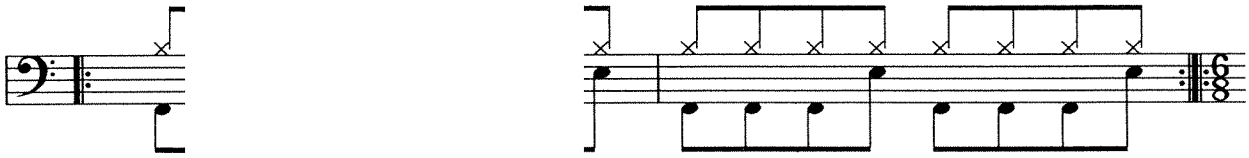

[H]

[I]

[J]

[K]

breaks

[A]

R L R L R L R L

[B]

R L R L R L R

[C]

R R L R L R L

[D]

R R L R L R

[E]

R L R L R

[F]

R R L R L

[G]

R L R L R L

[H]

R L R L

combinations
Kombinationen
kombinaties

[A]



[B]

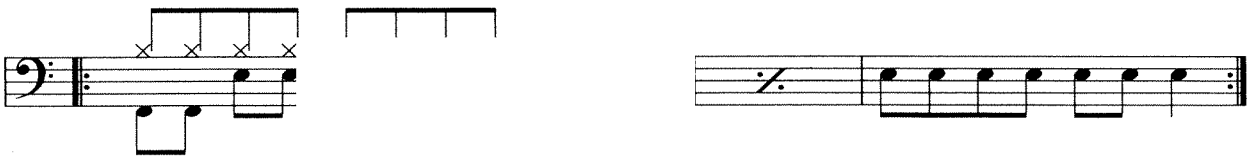

[C]

[D]



[E]



[F]



[G]



[H]



breaks

[A] [B] [C]



[D] [E] [F]



[G] [H]



[I] [J]

[L] [M] [N]



summary

Zusammenfassung

samenvatting



fill in



SOLO 1


1
2
3
4
f
5
6
9
10
12
C.C.
13
14
15
16
p
17
18
19
20
C.C.
21
22
23
24
f
25
26
27
28
29
30
31
32
C.C.

CHAPTER 2
KAPITEL 2




[1]
[2]
[3]
[4]

breaks

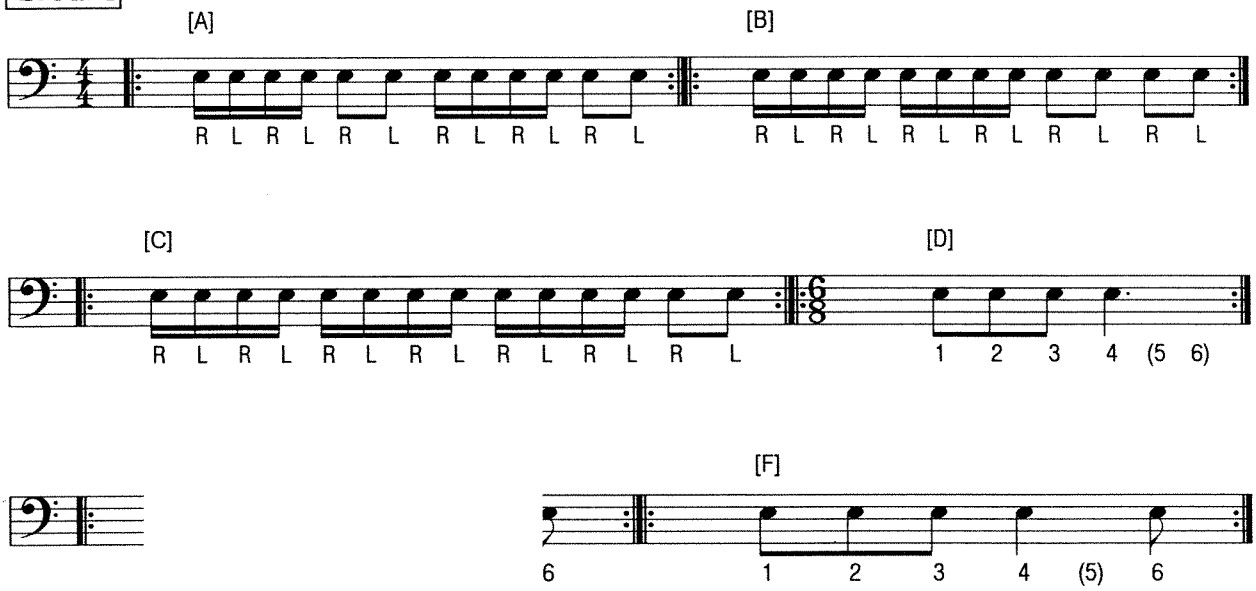
[A]
R L R L R L R L R L R L
[B]
R L R L R L R L R L R L
[C]
R L R L R L R L R L R L R L
[D]
1 2 3 4 (5 6)
[F]
6
1 2 3 4 (5) 6

combinations
Kombinationen
kombinaties

[A]

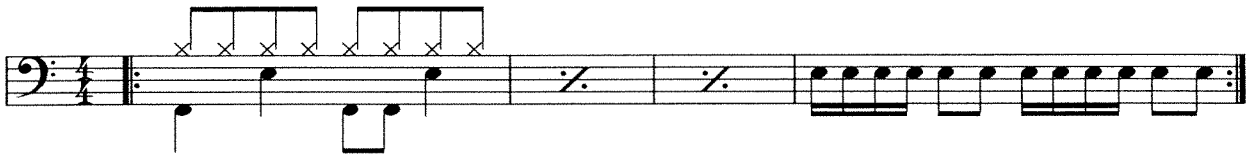

[B]

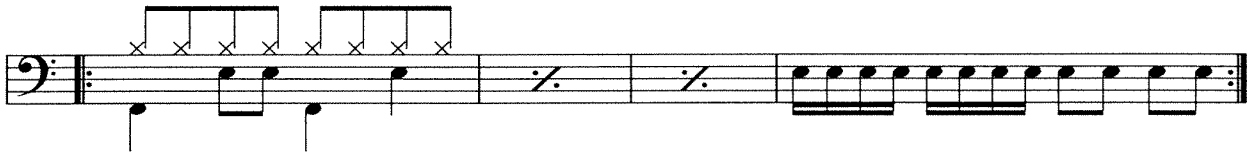

[C]



[D]



[E]

[F]

[G]



accents
Akzente
accenten



breaks



summary

Zusammenfassung

samenvatting



SOLO 2



variations
Variationen
variaties



SOLO 3



CHAPTER 3
KAPITEL 3
HOOFDSTUK 3




[1]
[2]
[3]
[4]

breaks


[A]
R R L R L R R L R L
[B]
R R L R L R L R R L R L R L
[C]
R L
[D]
R R L R R L R R L R R L
[F]
R
R L R L R L R L

combinations
Kombinationen
kombinaties




breaks
[A]
[B]
[C]
[D]
[F]
[H]
[J]
[K]
[L]
[M]
[N]
accents
Akzente
accenten
[1a]
[1b]
[2a]
[2b]
[3a]
[3b]
[4a]
[4b]

summary
Zusammenfassung
samenvatting



SOLO 4



variations

Variationen

variaties



SOLO 5




32
33
34
R.C.
p
f
35
36
37
38
39
40
41
42
43
44
45
47
48
C.C.

SOLO 6




R.C.
25
26
27
28
29
C.C.
30
C.C.
31
32
33
p
crescendo
f
34
(hi hat)
D.S. al CODA
35
C.C.
f
R L R R
36
L
37
38
C.C.

Exercises for the co-ordination
Koordinationsübungen
Coordinatieoefeningen.

CHAPTER 4
KAPITEL 4
HOOFDSTUK 4



variations
Variationen
variaties




[1]
[2]
[5]
[6]
[7]
[8]
[9]


[1]
[2]
[3]
[4]
[5]
[6]
[7]
[8]
[9]

breaks

[A]

R L R R L R L R R L

[B]

R L R R L R L R L R R L R L

[C]

R L R L R R L R L R L

[D]

R L R R L R R L R R L R

[E]

R R L R L R R L R L R L

[F]

R R L R R L R L R R L R

[G]

R L R R L R L R R L R L

[H]

R L R R R L R L R L R L R

[I]

R L R L R L

L R R L

[K]

R R L R L R L L

R R L R L R L

[M]

R R L R L R L R L R

[N]

R L R L R R L R L R L

combinations
Kombinationen
kombinaties




breaks
[A]
[B]
[C]
[D]
[E]
[F]
[G]
[H]
[I]
[J]
[K]
[L]
[M]
[N]

summary

Zusammenfassung

samenvatting



SOLO 7



variations
Variationen
variaties

[A]



[B]



[C]



[D]

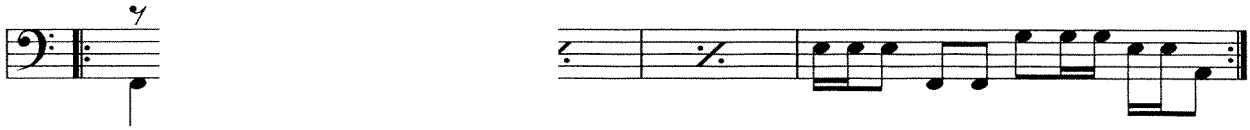

[E]

fill in



[F]

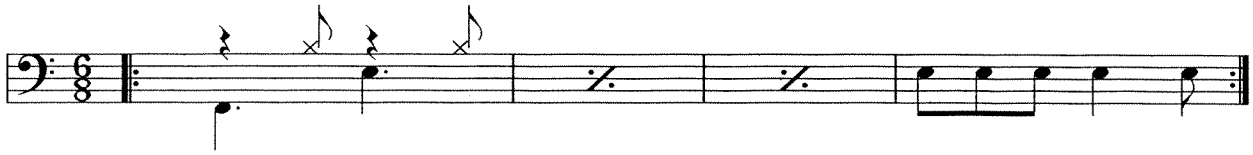

[G]

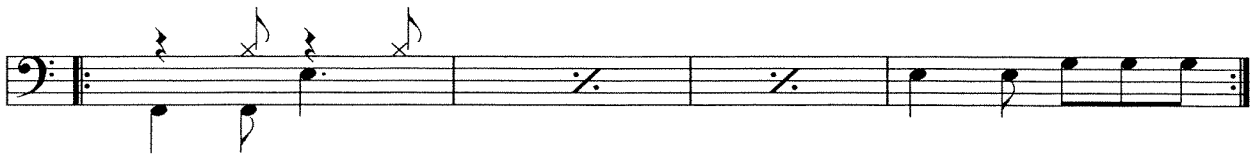

[G]

fill in

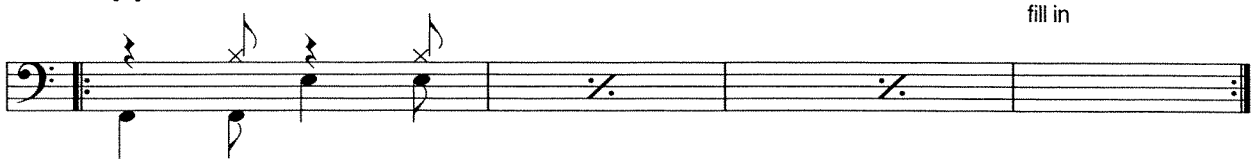

SOLO 8



accents
Akzente
accenten



SOLO 9



SOLO 10